

**Agenda Item Details**

Meeting	Jun 22, 2022 - Regular School Board Meeting
Category	3. Administrative Reports
Subject	3.5 Elementary Report
Type	Information

**Bayfield and LaPointe Elementary Monthly School Board Report**

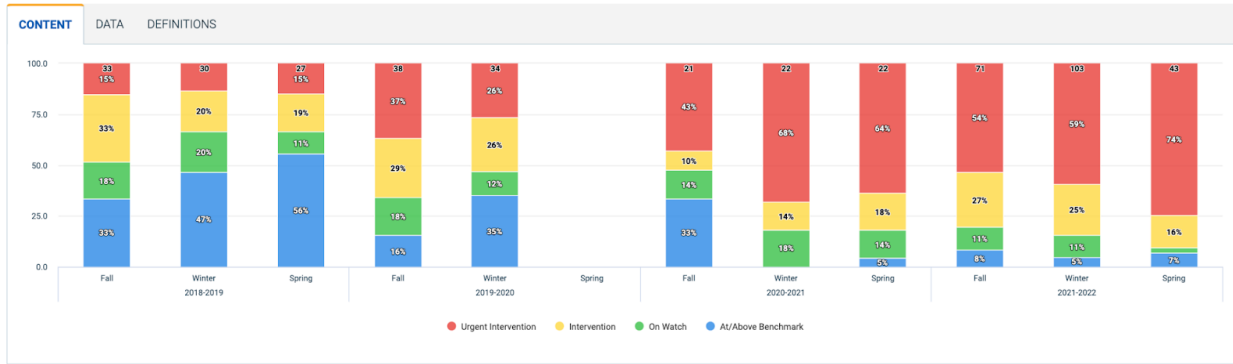
Submitted by: Mike Peterson

Date: June 20, 2022

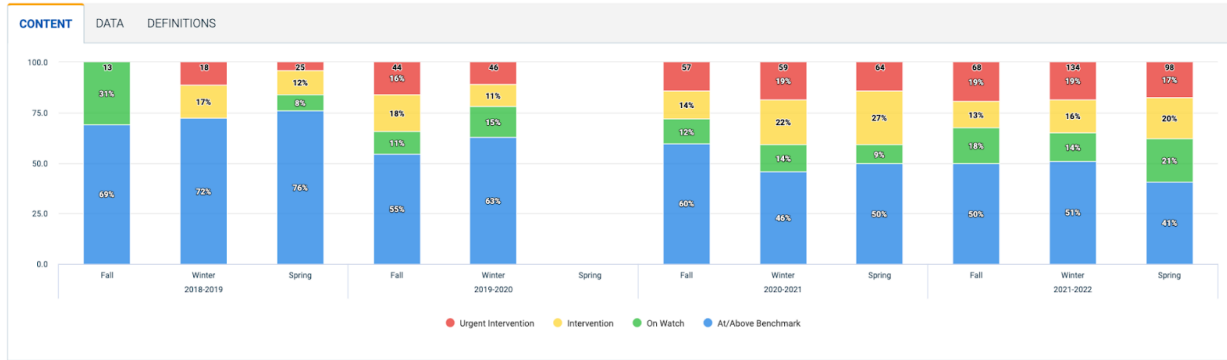
**Academic Achievement:**

Reflecting on the 21-22 SY from an academic lens, the pandemic did continue to provide barriers this year. While we were able to stay with in-person instruction for the most part, only needing to pivot to virtual instruction for 10 days, we were still plagued by pandemic related attendance issues. Students who had Covid and/or had to quarantine lost continuity in their learning. One area that we focused on as a school was providing interventions in math and reading. These were not as effective as they could/should have been due to students being out of school. However, as you can see in the data below, many of our students are on the path to regain the learning loss that the pandemic has brought. Our teaching staff (including our co-teachers and interventionists) continued to assess where each student was in math and reading, both with universal screeners as well as classroom assessments, and provided whole group, small group and individualized instruction each day. Many of our teachers have offered summer school classes to our families to continue moving students forward and to avoid the typical summer slide. The Achievement Gap Reduction (AGR) report is also available for review and discussion during June's board meeting.

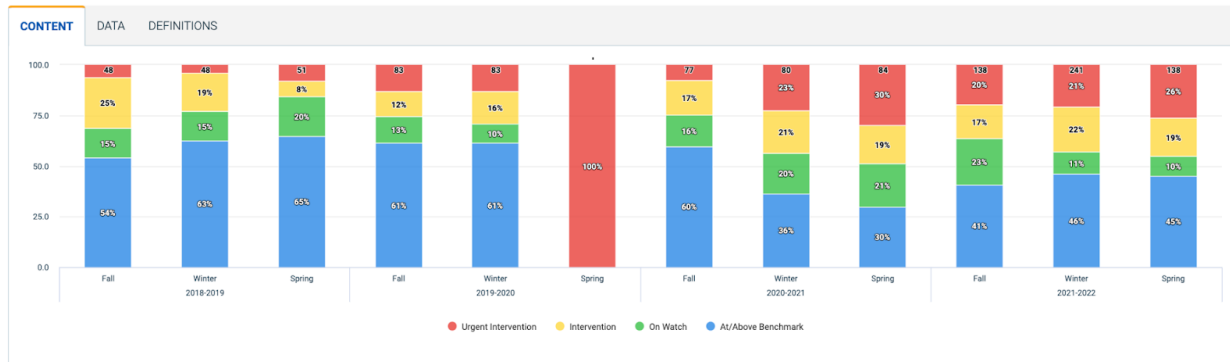
STAR Early Literacy



STAR Reading



STAR Math



Bayfield and LaPointe Elementary  
Fountas & Pinnell End of the Year Report

Benchmark	Grade Level	Fountas & Pinnell Level	LaPointe Elementary 20-21	LaPointe Elementary 21-22	Bayfield Elementary 20-21	Bayfield Elementary 21-22
	K	A				

	K	B				
Benchmark	K	C	--	----- ----	5/25=21%	4/29=14%
	1	D				
	1	E				
	1	F				
	1	G				
	1	H				
Benchmark	1	I	2/4=50%	0/2=0%	5/29=17%	11/25=44%
	2	J				
	2	K				
	2	L				
Benchmark	2	M	0/1=0%	2/3=67%	3/28=11%	11/32=34%
	3	N				
	3	O				
Benchmark	3	P	--	0/2=0%	10/30=33%	10/32=31%
	4	Q				
Benchmark	4	R	5/5=100%	----- ----	13/24=54%	12/28=43%
	5	S				
	5	T				
	5	U				
Benchmark	5	V	0/1=0%	3/3=100%	3/21=14%	14/26=54%

**Supportive Climate:**

Reflecting on the 21-22 SY, the School District of Bayfield staff have proven their commitment to supporting our students, families, community, and each other. I think we all thought this year was going to be better than last but that was not necessarily the case. I believe in many ways it was more difficult due to the carryover fatigue from the preceding years. Their dedication to making this year work for their students and colleagues was impressive. While it was a very trying year for our students and staff, all showed resilience and persistence.

**Effective Communication:**

Reflecting on the 21-22 SY, effective communication was an important part of making the school year successful for students, families, and staff at the elementary level. Our teachers and paras did an outstanding job working with our students and their families. Listening to student and parent concerns, both academically and socially, was a top priority. Once our staff knew what the individual issues were, they helped create solutions that would help. Our staff did a great job keeping everyone connected throughout the year.

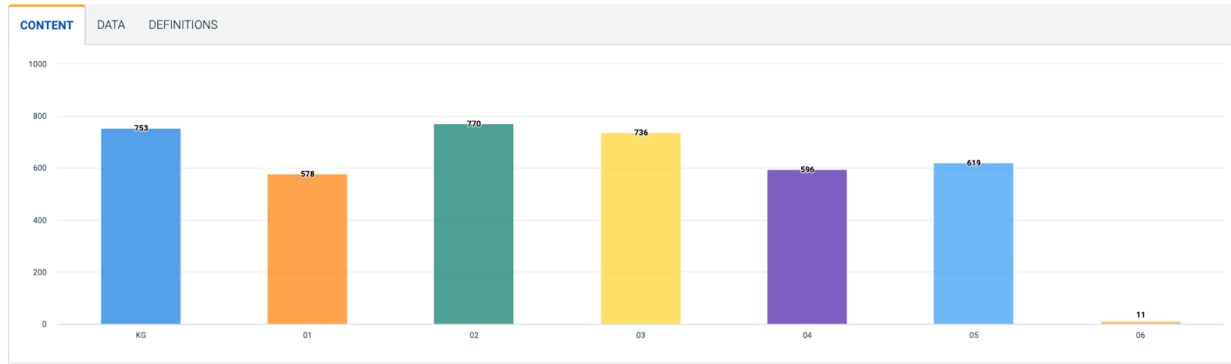
### **Use of Data & Resources:**

Reflecting on the 21-22 SY, the use of data was key to providing instruction to our students and targeting our resources. Teachers used the data from our universal screeners (STAR and Fountas & Pinnell) as a starting point with each student and class that the teachers could use to help determine lesson plans and interventions. Teachers relied mostly on the data collected anecdotally working with students and through their classroom assessments which is a more accurate and detailed approach to providing effective instruction. The elementary staff used all of the data available to them to make decisions on what standards students had mastered and which ones needed more attention. For the 22-23 SY, we will continue to use the Fountas and Pinnell levels to assess reading growth. We will also be using a new universal screener (NWEA MAP) for reading and math. The NWEA says this about their product: "**The NWEA MAP Test (Measures of Academic Progress)** is an adaptive achievement and growth test. It creates a personalized assessment experience by adapting to each student's learning level—precisely measuring progress and growth for each individual student. If your child correctly answers a MAP question, the computer assessment provides a harder question next. If they miss that same question, then an easier MAP question is asked. This provides essential information about what your child knows and is ready to learn." I'm excited for our students and staff to use this tool.

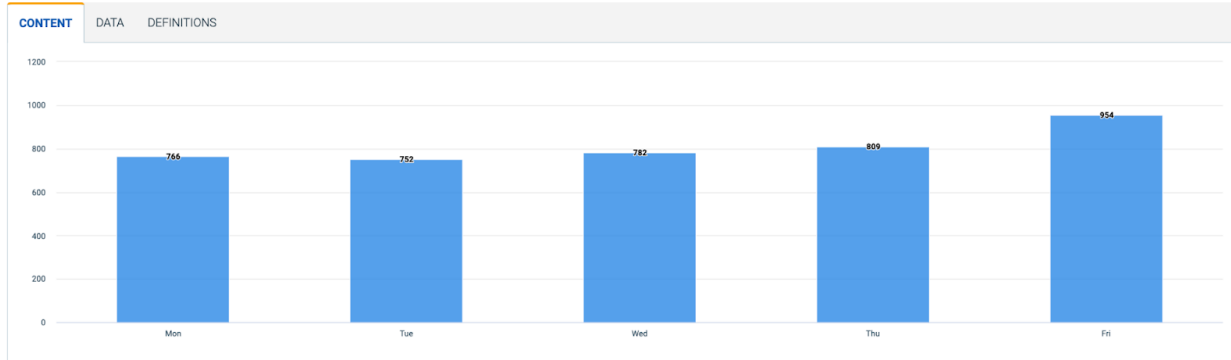
### **Attendance:**

Reflecting on the 21-22 SY, attendance at LaPointe Elementary ended with a very slight downward trend at 91.89% for the year. The rate for the last 60 days was 90.06%. Attendance at Bayfield Elementary ended with a very slight upward trend finishing at 90.07% for the year. The last 60 days of school our rate was 89.34%. Attendance rates highly correlate with academic proficiency, and we are still seeing the effects of quarantines and the pandemic in general. I would like to see both schools in the mid 90% range in 22-23. We will continue to encourage positive attendance patterns and provide support to students who struggle getting to school on a regular basis.

Absence Count by Grade For 09/01/2021 to 06/14/2022



Absence Count by Day For 09/01/2021 to 06/14/2022



This meeting is a meeting of the Board of Education in public for the purpose of conducting the School District's business and is not to be considered a public community meeting. There is a time for public participation during the meeting as indicated in the agenda.